


PR 1720 Fieldbus Transmitter

PROFIBUS, InterBus-S, CAN-Bus or DeviceNet (via PR 1721)
Several load cells directly connectable (via PR 1722)

global weighing technologies



- Galvanically isolated analogue output (16 bit)
- Accuracy of 3000d class III (acc. EN 45501)
- Serial communication interface (RS 232 or TTY or RS 485/422)
- 5-digit LCD weighing display
- IP 65 field housing
- 3 configurable inputs / 3 configurable outputs
- Userfriendly, menu-prompted configuration
- Calibration without weights (Smart Calibration)

PRODUCT PROFILE

The new PR 1720 Fieldbus Transmitter has features that guarantee:

- integral process automation to meet highest weighing requirements
- analogue, digital or bus-capable signals for automation systems
- connection of several load cells directly to the transmitter
- the possibility to operate the instrument and to monitor the weighing process locally

In addition different fieldbus and communication protocols, as well as serial interfaces, provide the flexibility needed for easy linkage to various automation systems.

DESCRIPTION

The PR 1720 transmitter comes in an IP 65 field housing. Via an optional load cell connection sub-unit up to 4 load cells can be directly connected.

The digital inputs and outputs, as well as the 16 bit analogue output, are galvanically isolated which guarantees the highest level of security.

Like the PR 1710 series instruments, its userfriendly, menu-prompted configuration facilitates fast and easy installation. **Smart Calibration** allows the adjustment of the scale without any reference weights. When certified load cells are attached the level of accuracy achieved reaches 'Weights and Measurements' standards.

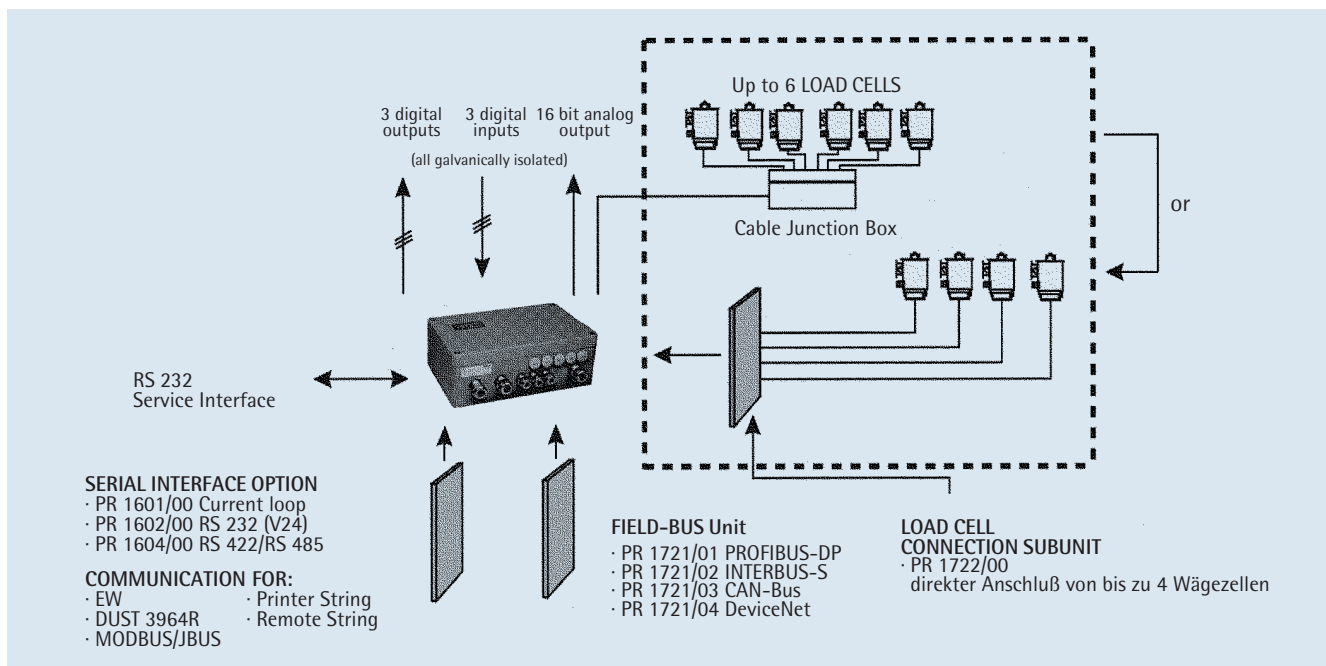
All calibration and configuration parameters are stored in an EEPROM. This gives full protection against the loss of data through a power failure.

Even a back-up on PC is possible.

The RS 232 operating interface can be used for calibration and configuration functions. Alternatively, the whole of the transmitter's operations can be managed via this interface from a remote display. By adding the appropriate interface the PR 1720 can be integrated into a supervisory system. For this different protocols, as well as, fieldbus systems such as PROFIBUS, InterBus-S and CAN-Bus are available.

BENEFITS

- Improved process performance
- Consistent results
- Higher up-time
- Lower maintenance costs
- Flexibility



TECHNICAL DATA

Type of construction

Field housing, protection class IP 65

Connection

Plugable screwblocks via compression glands

Configuration/Calibration

Via PC or Terminal, VT 100 compatible

Power Supply

115/230 V_{AC} (+10/-15 %)
Power Consumption: 14 VA

Display

Display: 5 digits, 7-segment LCD
Height: 10.2 mm
Viewing area: 45.7 x 17.7 mm

Operating interface

9-pole D-SUB connector RS 232,
9.6 kB for PC or terminal;
Functions: calibration, configuration,
monitoring

Communication interface

RS 232, RS 422/485 or current loop
(optional, see order number)
Maximum Baudrate: 19.2 kB
(4.8 kB for CL)

Protocols

EW-Bus, Remote display, Modbus/Jbus,
Dust 3964R, Siemens 3964R-RK512,
Fieldbus via PR 1721:

- PROFIBUS-DP or
- InterBus-S or
- CAN-Bus
- DeviceNet

Analogue output

Resolution: 16 bit, galvanically isolated,
0/4 to 20 mA, max. burden 500 Ω; confi-
gurable for various weights (e.g. G, N, T, D)
Update rate: proportional to the
measuring time

3 Control inputs

Optodecoupled
0-5 V (status 0); 10 to 31 V_{DC}
(status I)
(active or passive)

3 Control outputs

Via relays,
Contact duty 250 V_{AC} max.
(Derating for DC)

Accuracy class

3000 d class III acc. EN 45501
(resp. OIML R76)

Load cell connection

All strain gauge load cells,
6 or 4 wire connection possible;

Via PR 1722:

up to 4 load cells directly
connectable

Load cell supply

12 V_{DC}

Load impedance

min. 87.5 Ω
e.g. 6 load cells with 600 Ω each or
4 load cells with 350 Ω each

Input signal

Total range: 0 to 36 mV

Minimum span:

≥0.3 mV/V for 3000 d (OIML) or
≥0.04 mV/V for 3000 counts internal

Dead load range

36 mV (max. span)

Span and deadload adjustment via
software during calibration

Measuring principle

A/D conversion:
integrating converter,
ratiometric to LC supply
Conversion rate: 50 ms
Measuring time: 50 ms, 100 ms
or multiples

Sensitivity (internal)

0.16 μV/count;
>75.000 counts for 12 mV
>210.000 counts for 36 mV

Analogue filter

Active Butterworth, 40 dB/decade,
2 Hz cut-off frequency

Linearity error

<0.007 %

Temperature effects

TK₀ <1 μV/10 K
TK_{spn} <0.006 %/10 K

Net weight / shipping weight

3.5 kg/4.8 kg

ENVIRONMENTAL CONDITIONS

Vibration safety

According to IEC 68-2-6, test Fc

Static discharge

According to IEC 1000-4-2

Electromagnetic fields

According to IEC 1000-4-3

26 MHz to 1 GHz

Interference on mains and inputs/outputs

According to IEC 1000-4-4

Radio noise suppression

According to EN 55011

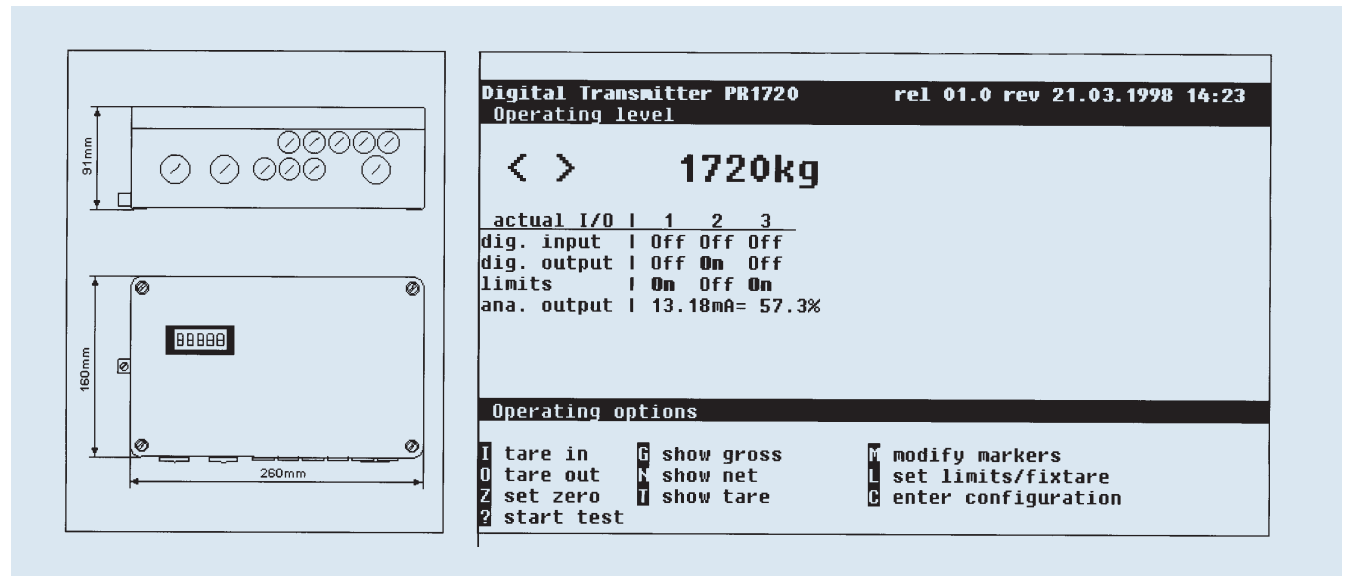
Electrical safety

IEC 1010-1

Temperature range

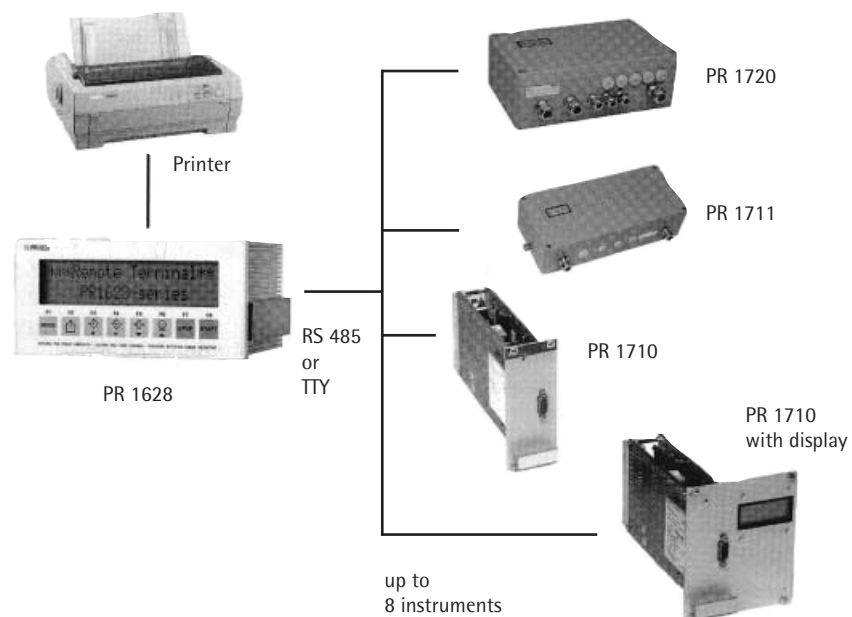
Operation: -10 °C to +55 °C

Storage: -40 °C to +70 °C

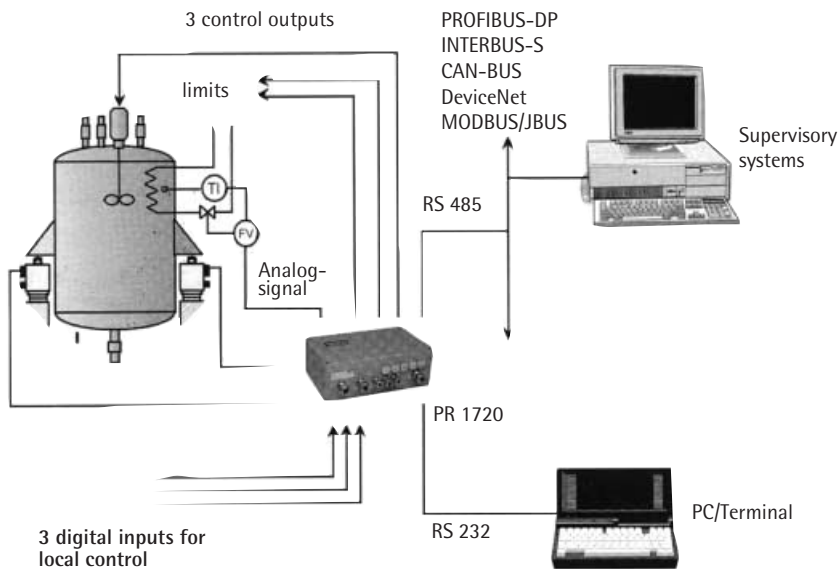


Dimensions PR 1720

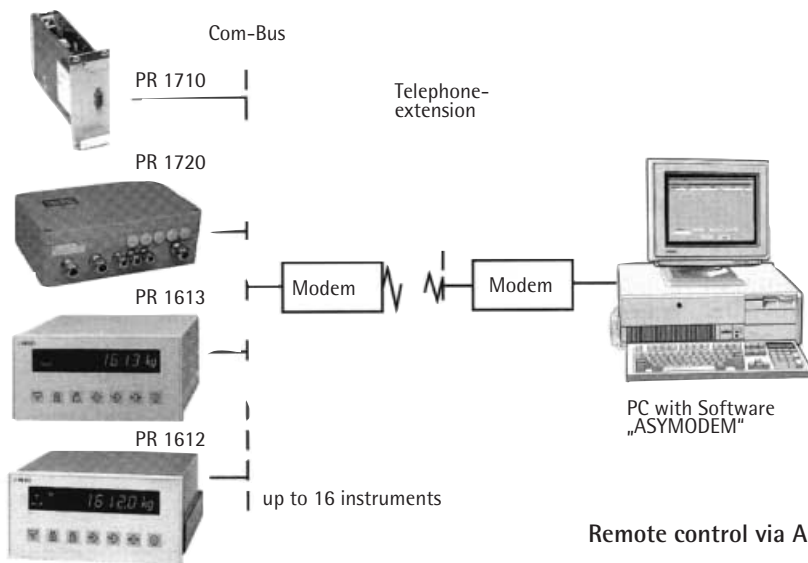
Main screen showing the prompts of the operation level menu



Control of several transmitter via one PR 1628 remote display (up to 8 instruments)



Typical application using a PR 1720/xx



Remote control via ASYMODEM software (up to 16 instruments)

ORDER NUMBERS

Fieldbus Transmitter	PR 1720/00	Serial Interfaces	
Fieldbus-Interface			
PROFIBUS-S	PR 1721/01	TTY-current loop	PR 1601/00
InterBus-S	PR 1721/02	RS 432	PR 1602/00
CAN-Bus	PR 1721/03	RS 485/422	PR 1604/00
DeviceNet	PR 1721/04		
Load cell subunit	PR 1722/00		

Autoryzowany przedstawiciel GWT GLOBAL Weighing Technology

P.H.U. WEGA Andrzej Zubka
80-299 Gdansk Osowa
ul. Kasjopei 30A
 Dzial handlowy
Tel. (058) 554-52-29
Fax. (058) 522-90-05
e-mail: wega@gd.onet.pl
http://www.phu-wega.pl

GWT Global Weighing Technologies GmbH
Meiendorfer Straße 205
D-22145 Hamburg, Germany
Tel. (+49) 40 679 60-303
Fax (+49) 40 679 60-383
www.global-weighing.com



●●● sartorius group